

USCG DOORS

C CLASS DOOR



SC-CA-H

C CLASS ALUMINUM DOOR

FRAME : 1/8" Aluminum Z Frame
Bolt-In or Weld-In Application
Can be built for Clamp-In Installation

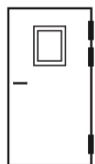
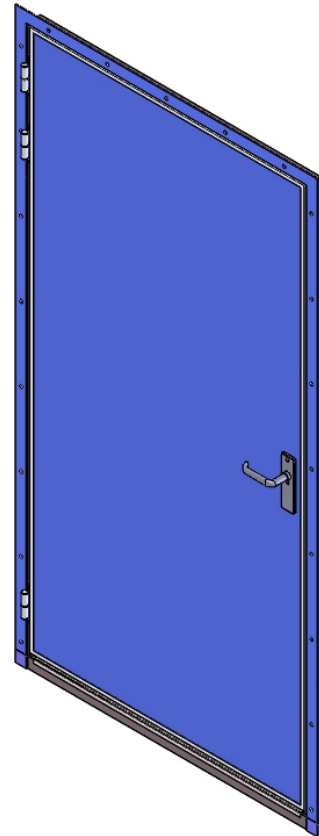
BLADE: Two Aluminum .080" pans filled with
USCG approved insulation core
1 3/4" or 1 3/8", as specified.

Four door edges trimmed with
painted or stainless channel, or
optional painted edge with no trim.


To be fitted with backing plates
top or bottom for attachment of closers or
other hardware.

HARDWARE: Hinges- Stainless Steel GSV
Locksets- Trioving Marine or
Best Access cylindrical
Closer- Option as required

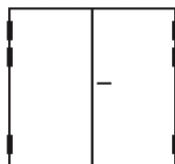
FINISH: Prime Painted or Finish Painted



VISION



SINGLE
DOOR



DOUBLE
DOOR



TOP PANEL



PANIC BAR



VENTILATION
LOUVRE



KICKOUT
PANEL

sales@shipinteriorsystems.com
www.shipinteriorsystems.com
541-436-4440

SHIP INTERIOR SYSTEMS

SHIP INTERIOR SYSTEMS, LLC
1767 12th Street #128
Hood River, OR 97031

DESIGN • ENGINEERING • SUPPLY

DOORS